


wöhner

# CAPUS<sup>®</sup> PANEL



## Order hotline

# +49 9563 751 161

Would you like to order our products? You can reach us in Rödental (Germany) by phone or e-mail: [order@woehner.com](mailto:order@woehner.com)

---

## Technical hotline

# +49 9563 751 260

Questions about technology, worldwide use, UL products?  
We look forward to your call or message: [support@woehner.com](mailto:support@woehner.com)

---

# PRETTY SMART! OUR CONFIGURATOR.



### Configurator

- + 3D planning tool with realistic appearance
- + Guidance by technical parameters
- + Technical documentation

### Augmented Reality

- + Presentation of a virtual control cabinet in a real room
- + Import of projects planned by yourself in the configurator is possible

Further Information on [www.woehner.com](http://www.woehner.com)

**wöhner**

# CAPUS®Panel - Switch-disconnectors 3-pole 16 A - 160 A

Type SD1, SD2, SD3; clip-on mounting on rail TH 35 mm to EN 60715



## Switch-disconnectors, 3-pole, with rotary handle graphite grey

Article	Type	Rated Current	Dimensions W x H x D	Pack Size	Weight Kg/100 u.	PG		Part No.
Box terminal 2.5 - 16 mm <sup>2</sup> / AWG 16 - 6, graphite grey handle	SD1-3-16	16 A	36x81x79	1	15.5	14		33808
Box terminal 2.5 - 16 mm <sup>2</sup> / AWG 16 - 6, graphite grey handle	SD1-3-25	25 A	36x81x79	1	15.5	14		33812
Box terminal 2.5 - 16 mm <sup>2</sup> / AWG 16 - 6, graphite grey handle	SD1-3-32	32 A	36x81x79	1	15.5	14		33816
Box terminal 2.5 - 16 mm <sup>2</sup> / AWG 16 - 6, graphite grey handle	SD1-3-40	40 A	36x81x79	1	15.5	14		33820
Box terminal 2.5 - 16 mm <sup>2</sup> graphite grey handle	SD1-3-63	63 A	36x81x79	1	15.5	14		33824
Box terminal 16 - 50 mm <sup>2</sup> / AWG 6 - 1, graphite grey handle	SD2-3-63	63 A	52x100x80	1	26.5	14		33868
Box terminal 16 - 50 mm <sup>2</sup> / AWG 6 - 1, graphite grey handle	SD2-3-80	80 A	52x100x80	1	26.5	14		33872
Box terminal 16 - 50 mm <sup>2</sup> / AWG 6 - 1, graphite grey handle	SD2-3-100	100 A	52x100x80	1	26.5	14		33876
Box terminal 50 - 70 mm <sup>2</sup> / AWG 1 - 3/0, graphite grey handle	SD3-3-125	125 A	66x113x81	1	39.5	14		33027
Box terminal 50 - 70 mm <sup>2</sup> / AWG 1 - 3/0, graphite grey handle	SD3-3-160	160 A	66x113x81	1	39.5	14		33031



## Switch-disconnectors, 3-pole, with rotary handle red-yellow

Article	Type	Rated Current	Dimensions W x H x D	Pack Size	Weight Kg/100 u.	PG		Part No.
Box terminal 2.5 - 16 mm <sup>2</sup> / AWG 16 - 6, yellow-red handle	SD1-3-16-R	16 A	36x81x79	1	15.5	14		33838
Box terminal 2.5 - 16 mm <sup>2</sup> / AWG 16 - 6, yellow-red handle	SD1-3-25-R	25 A	36x81x79	1	15.5	14		33842
Box terminal 2.5 - 16 mm <sup>2</sup> / AWG 16 - 6, yellow-red handle	SD1-3-32-R	32 A	36x81x79	1	15.5	14		33846
Box terminal 2.5 - 16 mm <sup>2</sup> / AWG 16 - 6, yellow-red handle	SD1-3-40-R	40 A	36x81x79	1	15.5	14		33850
Box terminal 2.5 - 16 mm <sup>2</sup> yellow-red handle	SD1-3-63-R	63 A	36x81x79	1	15.5	14		33854
Box terminal 16 - 50 mm <sup>2</sup> / AWG 6 - 1, yellow-red handle	SD2-3-63-R	63 A	52x100x80	1	26.5	14		33884
Box terminal 16 - 50 mm <sup>2</sup> / AWG 6 - 1, yellow-red handle	SD2-3-80-R	80 A	52x100x80	1	26.5	14		33888
Box terminal 16 - 50 mm <sup>2</sup> / AWG 6 - 1, yellow-red handle	SD2-3-100-R	100 A	52x100x80	1	26.5	14		33892
Box terminal 50 - 70 mm <sup>2</sup> / AWG 1 - 3/0, yellow-red handle	SD3-3-125-R	125 A	66x113x81	1	39.5	14		33035
Box terminal 50 - 70 mm <sup>2</sup> / AWG 1 - 3/0, yellow-red handle	SD3-3-160-R	160 A	66x113x81	1	39.5	14		33040



Further Information on [www.woehner.com](http://www.woehner.com)

**wöhner**

UL certificate

# CAPUS®Panel - Switch-disconnectors 3-pole + N, 16 A - 160 A

Type SD1, SD2, SD3; clip-on mounting on rail TH 35 mm to EN 60715



## Switch-disconnectors, 3-pole + N, with graphite grey handle

Article	Type	Rated Current	Dimensions W x H x D	Pack Size	Weight Kg/100 u.	PG		Part No.
Box terminal 2.5 - 16 mm <sup>2</sup> / AWG 16 - 6, graphite grey handle	SD1-4-16	16 A	51x81x79	1	20.5	14		33809
Box terminal 2.5 - 16 mm <sup>2</sup> / AWG 16 - 6, graphite grey handle	SD1-4-25	25 A	51x81x79	1	20.5	14		33813
Box terminal 2.5 - 16 mm <sup>2</sup> / AWG 16 - 6, graphite grey handle	SD1-4-32	32 A	51x81x79	1	20.5	14		33817
Box terminal 2.5 - 16 mm <sup>2</sup> / AWG 16 - 6, graphite grey handle	SD1-4-40	40 A	51x81x79	1	20.5	14		33821
Box terminal 2.5 - 16 mm <sup>2</sup> graphite grey handle	SD1-4-63	63 A	51x81x79	1	20.5	14		33825
Box terminal 16 - 50 mm <sup>2</sup> / AWG 6 - 1, graphite grey handle	SD2-4-63	63 A	69x100x80	1	40.5	14		33869
Box terminal 16 - 50 mm <sup>2</sup> / AWG 6 - 1, graphite grey handle	SD2-4-80	80 A	69x100x80	1	40.5	14		33873
Box terminal 16 - 50 mm <sup>2</sup> / AWG 6 - 1, graphite grey handle	SD2-4-100	100 A	69x100x80	1	40.5	14		33877
Box terminal 50 - 70 mm <sup>2</sup> / AWG 1 - 3/0, graphite grey handle	SD3-4-125	125 A	88x113x81	1	53.5	14		33028
Box terminal 50 - 70 mm <sup>2</sup> / AWG 1 - 3/0, graphite grey handle	SD3-4-160	160 A	88x113x81	1	53.5	14		33032



## Switch-disconnectors, 3-pole + N, with rotary handle red-yellow

Article	Type	Rated Current	Dimensions W x H x D	Pack Size	Weight Kg/100 u.	PG		Part No.
Box terminal 2.5 - 16 mm <sup>2</sup> / AWG 16 - 6, yellow-red handle	SD1-4-16-R	16 A	51x81x79	1	20.5	14		33839
Box terminal 2.5 - 16 mm <sup>2</sup> / AWG 16 - 6, yellow-red handle	SD1-4-25-R	25 A	51x81x79	1	20.5	14		33843
Box terminal 2.5 - 16 mm <sup>2</sup> / AWG 16 - 6, yellow-red handle	SD1-4-32-R	32 A	51x81x79	1	20.5	14		33847
Box terminal 2.5 - 16 mm <sup>2</sup> / AWG 16 - 6, yellow-red handle	SD1-4-40-R	40 A	51x81x79	1	20.5	14		33851
Box terminal 2.5 - 16 mm <sup>2</sup> yellow-red handle	SD1-4-63-R	63 A	51x81x79	1	20.5	14		33855
Box terminal 16 - 50 mm <sup>2</sup> / AWG 6 - 1, yellow-red handle	SD2-4-63-R	63 A	69x100x80	1	40.5	14		33885
Box terminal 16 - 50 mm <sup>2</sup> / AWG 6 - 1, yellow-red handle	SD2-4-80-R	80 A	69x100x80	1	40.5	14		33889
Box terminal 16 - 50 mm <sup>2</sup> / AWG 6 - 1, yellow-red handle	SD2-4-100-R	100 A	69x100x80	1	40.5	14		33893
Box terminal 50 - 70 mm <sup>2</sup> / AWG 1 - 3/0, yellow-red handle	SD3-4-125-R	125 A	88x113x81	1	53.5	14		33037
Box terminal 50 - 70 mm <sup>2</sup> / AWG 1 - 3/0, yellow-red handle	SD3-4-160-R	160 A	88x113x81	1	53.5	14		33041



Further Information on [www.woehner.com](http://www.woehner.com)

**woehner**

UL certificate

# CAPUS®Panel - Switch-disconnectors 6-pole and changeover switches 3-pole 16 A - 160 A

Type SD1, SD2, SD3; clip-on mounting on rail TH 35 mm to EN 60715



## Switch-disconnectors, 6-pole, with rotary handle graphite grey

Article	Type	Rated Current	Dimensions W x H x D	Pack Size	Weight Kg/100 u.	PG		Part No.
Box terminal 2.5 - 16 mm <sup>2</sup> / AWG 16 - 6, graphite grey handle	SD1-6-32	32 A	73x81x79	1	41	14		<b>33818</b>
Box terminal 2.5 - 16 mm <sup>2</sup> , graphite grey handle	SD1-6-63	63 A	73x81x79	1	41	14		<b>33826</b>
Box terminal 16 - 50 mm <sup>2</sup> / AWG 6 - 1, graphite grey handle	SD2-6-100	100 A	94x100x80	1	81	14		<b>33878</b>
Box terminal 16 - 50 mm <sup>2</sup> / AWG 6 - 1, graphite grey handle	SD2-6-125	125 A	94x100x80	1	81	14		<b>33882</b>



## Changeover switches, 3-pole, with rotary handle graphite grey, I - 0 - II

Article	Type	Rated Current	Dimensions W x H x D	Pack Size	Weight Kg/100 u.	PG		Part No.
Box terminal 2.5 - 16 mm <sup>2</sup> / AWG 16 - 6, graphite grey handle	CO-SD1-3-32	32 A	73x81x79	1	41	14		<b>33848</b>
Box terminal 2.5 - 16 mm <sup>2</sup> , graphite grey handle	CO-SD1-3-63	63 A	73x81x79	1	41	14		<b>33856</b>
Box terminal 16 - 50 mm <sup>2</sup> / AWG 6 - 1, graphite grey handle	CO-SD2-3-100	100 A	94x100x80	1	81	14		<b>33894</b>
Box terminal 16 - 50 mm <sup>2</sup> / AWG 6 - 1, graphite grey handle	CO-SD2-3-125	125 A	94x100x80	1	81	14		<b>33898</b>

Further Information on [www.woehner.com](http://www.woehner.com)

**wöhner**



New product

UL certificate

## CAPUS®Panel - Handles and accessories

For switch-disconnectors and changeover switches Type SD1, SD2, SD3



### Rotary handle, for door coupling drive, without shaft

Type	Usable with	Pack Size	Weight Kg/100 u.	PG		Part No.
Black, with door inter-locking, IP40	SD1, SD2, SD3	1	5.5	14		33665
Red-yellow, with door inter-locking, IP40	SD1, SD2, SD3	1	5.5	14		33666
Black, with defeatable door inter-locking, IP65	SD1, SD2, SD3	1	10.5	14		33669
Red-yellow, with defeatable door inter-locking, IP65	SD1, SD2, SD3	1	10.5	14		33670
Black, with door inter-locking, IP40	CO-SD1, CO-SD2, CO-SD3	1	5.5	14		33900

### Extension shaft

Type	Usable with	Pack Size	Weight Kg/100 u.	PG		Part No.
Length 100 mm	SD1, SD2, SD3	1	2	14		33680
Length 200 mm	SD1, SD2, SD3	1	3.6	14		33681
Length 300 mm	SD1, SD2, SD3	1	5.4	14		33682

### Pilot switch

Type	Usable with	Pack Size	Weight Kg/100 u.	PG		Part No.
1 n/c + 1 n/o, screw terminal	SD1, SD2, SD3	1	4.3	14		33692

### Terminal cover

Type	Usable with	Pack Size	Weight Kg/100 u.	PG		Part No.
Set terminal cover 3-pole	SD1	1	1.8	14		33694
Set terminal cover 3-pole	SD2	1	2.2	14		33695
Set terminal cover 3-pole	SD3	1	3.4	14		33696
Set terminal cover for 4 <sup>th</sup> -pole	SD1	1	1.2	14		33697
Set terminal cover for 4 <sup>th</sup> -pole	SD2	1	1.4	14		33698
Set terminal cover for 4 <sup>th</sup> -pole	SD3	1	1.6	14		33699

### Neutral conductor, for 4<sup>th</sup> Pole

Type	Usable with	Pack Size	Weight Kg/100 u.	PG		Part No.
Box terminal 2.5 - 16 mm <sup>2</sup> / AWG 16 - 6	SD1	1	5	14		33683
Box terminal 16 - 50 mm <sup>2</sup> / AWG 6 - 1	SD2	1	10	14		33684
Box terminal 50 - 70 mm <sup>2</sup> / AWG 1 - 3/0	SD3	1	13.3	14		33685

Early make and late break

### PE Clamp

Type	Usable with	Pack Size	Weight Kg/100 u.	PG		Part No.
Box terminal 2.5 - 16 mm <sup>2</sup> / AWG 16 - 6	SD1	1	5	14		33689
Box terminal 16 - 50 mm <sup>2</sup> / AWG 6 - 1	SD2	1	10	14		33690
Box terminal 50 - 70 mm <sup>2</sup> / AWG 1 - 3/0	SD3	1	13.3	14		33691



Further Information on [www.woehner.com](http://www.woehner.com)

# CAPUS®Panel - Switch-disconnectors 160 A - 3150 A

Type S32



## Switch-disconnectors, 3-pole, 690 V AC, with rotary handle graphite grey

Article	Type	Rated Current	Dimensions W x H x D	Pack Size	Weight Kg/100 u.	PG		Part No.
Screw M6	S32 160 A	160 A	158x122x58	1	110	14		23001
Box terminal 70 mm <sup>2</sup>	S32 160 A	160 A	158x122x58	1	110	14		23002
Screw M8	S32 250 A	250 A	205x135x65	1	180	14		23003
Screw M10	S32 400 A	400 A	205x147x65	1	200	14		23004
Screw M10	S32 630 A	630 A	293x193x98	1	500	14		23005
Screw M12	S32 1000 A	1000 A	293x204x98	1	540	14		23006
Screw M16	S32 1250 A	1250 A	385x290x127	1	1230	14		23007
Screw M12	S32 1600 A	1600 A	385x360x127	1	1320	14		23008
Screw M12	S32 2500 A	2500 A	385x450x248	1	2850	14		23009
Screw M12	S32 3150 A	3150 A	385x450x248	1	3100	14		23010

Terminal covers not included; Connection screws and fixing screws included.

## Switch-disconnectors, 3-pole+N, 690 V AC, with rotary handle graphite grey

Article	Type	Rated Current	Dimensions W x H x D	Pack Size	Weight Kg/100 u.	PG		Part No.
Screw M6	S32 160 A	160 A	158x122x58	1	120	14		23021
Box terminal 70 mm <sup>2</sup>	S32 160 A	160 A	158x122x58	1	120	14		23022
Screw M8	S32 250 A	250 A	205x135x65	1	190	14		23023
Screw M10	S32 400 A	400 A	205x147x65	1	210	14		23024
Screw M10	S32 630 A	630 A	293x193x98	1	550	14		23025
Screw M12	S32 1000 A	1000 A	293x204x98	1	590	14		23026
Screw M16	S32 1250 A	1250 A	385x290x127	1	1370	14		23027
Screw M12	S32 1600 A	1600 A	385x360x127	1	1490	14		23028

Terminal covers not included; Connection screws and fixing screws included.

## Switch-disconnectors, 4-pole, 690 V AC, with rotary handle graphite grey

Article	Type	Rated Current	Dimensions W x H x D	Pack Size	Weight Kg/100 u.	PG		Part No.
Screw M6	S32 160 A	160 A	158x122x58	1	120	14		23011
Box terminal 70 mm <sup>2</sup>	S32 160 A	160 A	158x122x58	1	120	14		23012
Screw M8	S32 250 A	250 A	205x135x65	1	190	14		23013
Screw M10	S32 400 A	400 A	205x147x65	1	210	14		23014
Screw M10	S32 630 A	630 A	293x193x98	1	550	14		23015
Screw M12	S32 1000 A	1000 A	293x204x98	1	590	14		23016
Screw M16	S32 1250 A	1250 A	385x290x127	1	1370	14		23017
Screw M12	S32 1600 A	1600 A	385x360x127	1	1490	14		23018

Terminal covers not included; Connection screws and fixing screws included.

## CAPUS®Panel - Accessories


For switch-disconnectors S32



### Door coupling rotary drive, graphite grey blind cover

Type	Usable with	Pack Size	Weight Kg/100 u.	PG		Part No.
Standard	S32 160 A	1	24.2	14		23901
	S32 250 A / 400 A	1	24.3	14		23902
	S32 630 A up to S32 3150 A	1	24.3	14		23903
For padlock	S32 160 A	1	29.1	14		23904
	S32 250 A / 400 A	1	29.2	14		23905
	S32 630 A up to S32 3150 A	1	29.2	14		23906
With lock cylinder	S32 160 A	1	35	14		23907
	S32 250 A / 400 A	1	33.1	14		23908
	S32 630 A up to S32 3150 A	1	33.1	14		23909

Extension shaft and padlock not included



### Door coupling rotary drive, with red direct rotary handle, yellow blind cover

Type	Usable with	Pack Size	Weight Kg/100 u.	PG		Part No.
For padlock	S32 160 A	1	39.7	14		23910
	S32 250 A / 400 A	1	43.3	14		23911
	S32 630 A / 1000 A	1	77.7	14		23912
	S32 1250 A / 1600 A	1	78.9	14		23913
	S32 2500 A / 3150 A	1	89.4	14		23914

Extension shaft and padlock not included



### Extension shaft

Type	Usable with	Pack Size	Weight Kg/100 u.	PG		Part No.
300 mm length	S32 160 A	1	5.4	14		23922
	S32 250 A / 400 A	1	28.1	14		23923
	S32 630 A up to S32 3150 A	1	33.6	14		23924
550 mm length	S32 250 A / 400 A	1	29	14		33380
	S32 630 A up to S32 3150 A	1	38	14		33381

Further Information on [www.woehner.com](http://www.woehner.com)



## CAPUS®Panel - Accessories

For switch-disconnectors S32



### Terminal cover, smoked topaz

Type	Usable with	Pack Size	Weight Kg/100 u.	PG		Part No.
3P, 3P+N, 4P	S32 160 A	1	4.7	14		23915
	S32 250 A / 400 A	1	8.3	14		23916
	S32 630 A / 1000 A	1	11.9	14		23917
	S32 1250 A / 1600 A	1	21.7	14		23918
	S32 2500 A / 3150 A	1	42.7	14		23919

Cover for top or bottom. 1 package contains one cover. 2 covers per switch (top and bottom) are required.  
Further information to install the covers can be found at [www.woehner.com](http://www.woehner.com)



### Pilot switch

Type	Usable with	Pack Size	Weight Kg/100 u.	PG		Part No.
1 n/c + 1 n/o Plug connectors 6.3x0.8	S32 160 A	1	3.7	14		23920
	S32 250 A up to S32 3150 A	1	2.4	14		23921

2 pilot switches for each switch-disconnector mountable



### Connection terminal

Type	Usable with	Rated Current	Pack Size	Weight Kg/100 u.	PG		Part No.
1x 50 - 120 mm <sup>2</sup>	S32 250 A	250 A	1	9.7	14		23925
1x 95 - 240 mm <sup>2</sup>	S32 400 A	400 A	1	16.1	14		23926
2x 50 - 95 mm <sup>2</sup>	S32 400 A	400 A	1	17.4	14		23927
2x 95 - 150 mm <sup>2</sup>	S32 630 A	630 A	1	29.6	14		23928
3x 50 - 95 mm <sup>2</sup>	S32 630 A	630 A	1	28.5	14		23929
2x 95 - 240 mm <sup>2</sup>	S32 1000 A	750 A	1	46.2	14		23930
3x 95 - 150 mm <sup>2</sup>	S32 1000 A	750 A	1	46.4	14		23931

Further Information on [www.woehner.com](http://www.woehner.com)


## CAPUS®Panel - Accessories choice table

For switch-disconnectors S32

Part No.	Description	Door coupling Rotary drive				Extension shaft		Terminal cover	Pilot switch	Connection clamp	
		graphite grey Standard	graphite grey for Padlock	graphite grey with lock cylinder	with direct red handle, yellow blind cover	300 mm	550 mm				
23001	S32 160 A / 3P	23901	23904	23907	23910	23922	-	23915	23920	-	-
23002	S32 160 A / 3P+KI	23901	23904	23907	23910	23922	-	23915	23920	-	-
23003	S32 250 A / 3P	23902	23905	23908	23911	23923	33380	23916	23921	23925	-
23004	S32 400 A / 3P	23902	23905	23908	23911	23923	33380	23916	23921	23926	23927
23005	S32 630 A / 3P	23903	23906	23909	23912	23924	33381	23917	23921	23928	23929
23006	S32 1000 A / 3P	23903	23906	23909	23912	23924	33381	23917	23921	23930	23931
23007	S32 1250 A / 3P	23903	23906	23909	23913	23924	33381	23918	23921	-	-
23008	S32 1600 A / 3P	23903	23906	23909	23913	23924	33381	23918	23921	-	-
23009	S32 2500 A / 3P	23903	23906	23909	23914	23924	33381	23919	23921	-	-
23010	S32 3150 A / 3P	23903	23906	23909	23914	23924	33381	23919	23921	-	-
23011	S32 160 A / 4P	23901	23904	23907	23910	23922	-	23915	23920	-	-
23012	S32 160 A / 4P+KI	23901	23904	23907	23910	23922	-	23915	23920	-	-
23013	S32 250 A / 4P	23902	23905	23908	23911	23923	33380	23916	23921	23925	-
23014	S32 400 A / 4P	23902	23905	23908	23911	23923	33380	23916	23921	23926	23927
23015	S32 630 A / 4P	23903	23906	23909	23912	23924	33381	23917	23921	23928	23929
23016	S32 1000 A / 4P	23903	23906	23909	23912	23924	33381	23917	23921	23930	23931
23017	S32 1250 A / 4P	23903	23906	23909	23913	23924	33381	23918	23921	-	-
23018	S32 1600 A / 4P	23903	23906	23909	23913	23924	33381	23918	23921	-	-
23021	S32 160 A / 3P+N	23901	23904	23907	23910	23922	-	23915	23920	-	-
23022	S32 160 A / 3P+N+KI	23901	23904	23907	23910	23922	-	23915	23920	-	-
23023	S32 250 A / 3P+N	23902	23905	23908	23911	23923	33380	23916	23921	23925	-
23024	S32 400 A / 3P+N	23902	23905	23908	23911	23923	33380	23916	23921	23926	23927
23025	S32 630 A / 3P+N	23903	23906	23909	23912	23924	33381	23917	23921	23928	23929
23026	S32 1000 A / 3P+N	23903	23906	23909	23912	23924	33381	23917	23921	23930	23931
23027	S32 1250 A / 3P+N	23903	23906	23909	23913	23924	33381	23918	23921	-	-
23028	S32 1600 A / 3P+N	23903	23906	23909	23913	23924	33381	23918	23921	-	-

# CAPUS®Panel - Changeover switches 160 A - 1600 A

Type BB32



## Changeover switch, 3-pole, with rotary handle graphite grey

Article	Type	Rated Current	Dimensions W x H x D	Pack Size	Weight Kg/100 u.	PG		Part No.
Screw M6	BB32 160 A	160 A	162x100x146	1	260	14		23101
Screw M8	BB32 250 A	250 A	208x124x169	1	406	14		23103
Screw M10	BB32 400 A	400 A	208x124x169	1	440	14		23104
Screw M10	BB32 630 A	630 A	297x162x247	1	1080	14		23105
Screw M12	BB32 1000 A	1000 A	297x162x247	1	1100	14		23106
Screw M16	BB32 1250 A	1250 A	309x243x285	1	2700	14		23107
Screw M12 (Max. lth 1485 A)	BB32 1600 A	1600 A	309x243x285	1	3150	14		23108

Terminal covers and connection bridges not included; Connection screws and fixing screws included.

## Changeover switch, 3-pole + N, with rotary handle graphite grey

Article	Type	Rated Current	Dimensions W x H x D	Pack Size	Weight Kg/100 u.	PG		Part No.
Screw M6	BB32 160 A	160 A	162x100x146	1	280	14		23121
Screw M8	BB32 250 A	250 A	208x124x169	1	440	14		23123
Screw M10	BB32 400 A	400 A	208x124x169	1	470	14		23124
Screw M10	BB32 630 A	630 A	297x162x247	1	1200	14		23125
Screw M12	BB32 1000 A	1000 A	297x162x247	1	1300	14		23126
Screw M16	BB32 1250 A	1250 A	309x243x285	1	3050	14		23127
Screw M12 (Max. lth 1485 A)	BB32 1600 A	1600 A	309x243x285	1	3500	14		23128

Terminal covers and connection bridges not included; Connection screws and fixing screws included.

## CAPUS®Panel - Accessories

For changeover switches BB32



**Connection bridges (Set 3P and 3P + N), with terminal cover, to connect the clamps of the changeover switches**

Type	Usable with	Pack Size	Weight Kg/100 u.	PG		Part No.
3P	BB32 160 A	1	46.4	14		23940
3P+N	BB32 160 A	1	57	14		23941
3P	BB32 250 A	1	76	14		23942
3P+N	BB32 250 A	1	93.2	14		23943
3P	BB32 400 A	1	95	14		23944
3P+N	BB32 400 A	1	116.7	14		23945
3P	BB32 630 A	1	236	14		23946
3P+N	BB32 630 A	1	298.6	14		23947
3P	BB32 1000 A	1	271	14		23948
3P+N	BB32 1000 A	1	344.4	14		23949
3P	BB32 1250 A	1	561.2	14		23950
3P+N	BB32 1250 A	1	729	14		23951
3P	BB32 1600 A	1	766	14		23952
3P+N	BB32 1600 A	1	1,007.2	14		23953



**Door coupling rotary drive, graphite grey blind cover**

Type	Usable with	Pack Size	Weight Kg/100 u.	PG		Part No.
For padlock	BB32 160 A	1	29.1	14		23932
	BB32 250 A / 400 A	1	29.2	14		23933
	BB32 630 A up to 1600 A	1	29.2	14		23934

Extension shaft and padlock not included

**Extension shaft**

Type	Usable with	Pack Size	Weight Kg/100 u.	PG		Part No.
300 mm length	BB32 160 A	1	5.4	14		23922
	BB32 250 A / 400 A	1	28.1	14		23923
	BB32 630 A up to 1600 A	1	33.6	14		23924
550 mm length	BB32 250 A / 400 A	1	29	14		33380
	BB32 630 A up to 1600 A	1	38	14		33381

Further Information on [www.woehner.com](http://www.woehner.com)

**wöhner**

## CAPUS®Panel - Accessories

For changeover switches BB32



### Terminal cover, smoked topaz

Type	Usable with	Pack Size	Weight Kg/100 u.	PG		Part No.
3P, 3P+N	BB32 160 A	1	7	14		23935
	BB32 250 A / 400 A	1	14	14		23936
	BB32 630 A / 1000 A	1	23	14		23937
	BB32 1250 A	1	30	14		23938
	BB32 1600 A	1	30	14		23939

Cover for top or bottom. One package contains one cover. Two covers per switch (top and bottom) are required. Further information to install the covers can be found at [www.woehner.com](http://www.woehner.com)



### Pilot switch

Type	Usable with	Pack Size	Weight Kg/100 u.	PG		Part No.
1 n/c + 1 n/o plug connectors 6.3x0.8	BB32 160 A	1	3.7	14		23920
	BB32 250 A up to 1600 A	1	2.4	14		23921

2 pilot switches for each switch-disconnector mountable



### Connection terminal

Type	Usable with	Rated Current	Pack Size	Weight Kg/100 u.	PG		Part No.
1x 50 - 120 mm <sup>2</sup>	BB32 250 A	250 A	1	9.7	14		23925
1x 95 - 240 mm <sup>2</sup>	BB32 400 A	400 A	1	16.1	14		23926
2x 50 - 95 mm <sup>2</sup>	BB32 400 A	400 A	1	17.4	14		23927
2x 95 - 150 mm <sup>2</sup>	BB32 630 A	630 A	1	29.6	14		23928
3x 50 - 95 mm <sup>2</sup>	BB32 630 A	630 A	1	28.5	14		23929
2x 95 - 240 mm <sup>2</sup>	BB32 1000 A	750 A	1	46.2	14		23930
3x 95 - 150 mm <sup>2</sup>	BB32 1000 A	750 A	1	46.4	14		23931

Terminals can be mounted only on the changeover switches' contacts. Not on the connection bridge

## CAPUS®Panel - Accessories choice table

For changeover switches BB32

Part No.	Description	Connection bridges	Door coupling rotary drives	Terminal cover	Pilot switch	Extension shaft		Connection terminal	
						300 mm	550 mm		
			graphite grey for padlock						
23101	BB32 160 A / 3P	23940	23932	23935	23920	23922	-	-	-
23103	BB32 250 A / 3P	23942	23933	23936	23921	23923	33380	23925	-
23104	BB32 400 A / 3P	23944	23933	23936	23921	23923	33380	23926	23927
23105	BB32 630 A / 3P	23946	23934	23937	23921	23924	33381	23928	23929
23106	BB32 1000 A / 3P	23948	23934	23937	23921	23924	33381	23930	23931
23107	BB32 1250 A / 3P	23950	23934	23938	23921	23924	33381	-	-
23108	BB32 1600 A / 3P	23952	23934	23939	23921	23924	33381	-	-
23121	BB32 160 A / 3P+N	23941	23932	23935	23920	23922	-	-	-
23123	BB32 250 A / 3P+N	23943	23933	23936	23921	23923	33380	23925	-
23124	BB32 400 A / 3P+N	23945	23933	23936	23921	23923	33380	23926	23927
23125	BB32 630 A / 3P+N	23947	23934	23937	23921	23924	33381	23928	23929
23126	BB32 1000 A / 3P+N	23949	23934	23937	23921	23924	33381	23930	23931
23127	BB32 1250 A / 3P+N	23951	23934	23938	23921	23924	33381	-	-
23128	BB32 1600 A / 3P+N	23953	23934	23939	23921	23924	33381	-	-

## CAPUS®Panel - NH switch-disconnector-fuses size 00 - 3

Type LTS-F



### NH switch-disconnector-fuses, 3-pole, 690 V AC, with rotary handle

Article	Type	Rated Current	Size	Dimensions W x H x D	Pack Size	Weight Kg/100 u.	PG		Part No.
Screw M8, graphite grey handle	LTS-F 160	160 A	NH 00	171x148x195	1	230	15		33337
Screw M10, graphite grey handle	LTS-F 250	250 A	NH 1	270x232x253	1	726	15		33338
Screw M10, graphite grey handle	LTS-F 400	400 A	NH 2	270x232x253	1	760	15		33339
Screw M12, graphite grey handle	LTS-F 630	630 A	NH 3	330x290x302	1	1310	15		33340
Screw M8, red handle	LTS-F 160	160 A	NH 00	171x148x195	1	230	15		33359
Screw M10, red handle	LTS-F 250	250 A	NH 1	270x232x253	1	726	15		33360
Screw M10, red handle	LTS-F 400	400 A	NH 2	270x232x253	1	760	15		33361
Screw M12, red handle	LTS-F 630	630 A	NH 3	330x290x302	1	1310	15		33362

Fuses and terminal covers not included

### Terminal cover, dark grey

Type	Usable with	Pack Size	Weight Kg/100 u.	PG		Part No.
3P	LTS-250, LTS-F 160	2	4	14		33350
3P	LTS-400/630, LTS-F 250/400	2	12	14		33351
3P	LTS-800, LTS-F 630	2	20	14		33352

### Pilot switch

Type	Usable with	Pack Size	Weight Kg/100 u.	PG		Part No.
1 n/c + 1 n/o plug connectors 6.3x0.8	LTS, LTS-F	1	2.5	14		33347

### Extension shaft and door coupling rotary drive, without handle

Type	Usable with	Pack Size	Weight Kg/100 u.	PG		Part No.
Blind cover, graphite grey	LTS-250/400/630 LTS-F 160/250/400	1	23.5	14		33342
	LTS-250/400/630 LTS-F 160/250/400	1	38	14		33345
	LTS-800 LTS-F 630	1	67	14		33346
Blind cover, yellow-red	LTS-250/400/630 LTS-F 160/250/400	1	38	14		33348
	LTS-800 LTS-F 630	1	56	14		33349
Extension shaft, 300 mm length	LTS-250/400/630 LTS-F 160/250/400	1	30	14		33246
	LTS-800 LTS-F 630	1	57.3	14		23924
Extension shaft, 550 mm length	LTS-250/400/630 LTS-F 160/250/400	1	29	14		33380
	LTS-800 LTS-F 630	1	38	14		33381

### Connection terminal

Type	Usable with	Cable sections	Pack Size	Weight Kg/100 u.	PG		Part No.
Clamp connector for Cu cables	LTS-F 160	2.5-70 mm <sup>2</sup>	3	2.9	14		33363
Clamp connector for Cu cables	QCB-NH1, QCS-NH1, LTS-F 250, LTS 400	70-150 mm <sup>2</sup>	1	6.3	9		33163
Clamp connector for Cu cables	QCB-NH2, LTS-F 400, LTS 630	120-240 mm <sup>2</sup>	1	10.6	9		33164
Clamp connector for Cu cables	QCB-NH3, LTS-F 630, LTS 800	150-300 mm <sup>2</sup>	1	12.5	9		33165
Wedge clamp terminal, single, for Cu and Al cables	LTS-F 250, LTS 400	70-150 mm <sup>2</sup>	3	11.6	14		33366
Wedge clamp terminal, single, for Cu and Al cables	LTS-F 400, LTS 630	120-240 mm <sup>2</sup>	3	20	14		33367

Further Information on [www.woehner.com](http://www.woehner.com)

# CAPUS®Panel - Switch-disconnectors 250 A - 800 A

Type LTS



## Switch-disconnectors, 3-pole, 500 V AC, with rotary handle

Article	Type	Rated Current	Dimensions W x H x D	Pack Size	Weight Kg/100 u.	PG	Part No.
Screw M10, Graphite grey handle	LTS-250	250 A	171x158x157	1	194	14	33333
Screw M10, Graphite grey handle	LTS-400	400 A	270x237x197	1	538	14	33334
Screw M10, Graphite grey handle	LTS-630	630 A	270x237x197	1	546	14	33335
Screw M12, Graphite grey handle	LTS-800	800 A	330x290x237	1	944	14	33336
Screw M10, red handle	LTS-250	250 A	171x158x157	1	194	14	33355
Screw M10, red handle	LTS-400	400 A	270x237x197	1	538	14	33356
Screw M10, red handle	LTS-630	630 A	270x237x197	1	546	14	33357
Screw M12, red handle	LTS-800	800 A	330x290x237	1	944	14	33358

Fuses and terminal compartment covers are not included

## Terminal cover, dark grey

Type	Usable with	Pack Size	Weight Kg/100 u.	PG	Part No.
3P	LTS-250, LTS-F 160	2	4	14	33350
3P	LTS-400/630, LTS-F 250/400	2	12	14	33351
3P	LTS-800, LTS-F 630	2	20	14	33352

## Pilot switch, for monitoring the switch position

Type	Usable with	Pack Size	Weight Kg/100 u.	PG	Part No.
1 n/c + 1 n/o plug connectors 6.3x0.8	LTS, LTS-F	1	2.5	14	33347

## Extension shaft and door coupling rotary drive, without handle

Type	Usable with	Pack Size	Weight Kg/100 u.	PG	Part No.
Blind cover, graphite grey	LTS-250/400/630 LTS-F 160/250/400	1	23.5	14	33342
	LTS-250/400/630 LTS-F 160/250/400	1	38	14	33345
	LTS-800 LTS-F 630	1	67	14	33346
Blind cover, yellow-red	LTS-250/400/630 LTS-F 160/250/400	1	38	14	33348
	LTS-800 LTS-F 630	1	56	14	33349
Extension shaft, 300 mm length	LTS-250/400/630 LTS-F 160/250/400	1	30	14	33246
	LTS-800 LTS-F 630	1	57.3	14	23924
Extension shaft, 550 mm length	LTS-250/400/630 LTS-F 160/250/400	1	29	14	33380
	LTS-800 LTS-F 630	1	38	14	33381

## Connection terminal

Type	Usable with	Cable sections	Pack Size	Weight Kg/100 u.	PG	Part No.
Clamp connector for Cu cables	LTS-F 160	2.5-70 mm <sup>2</sup>	3	2.9	14	33363
Clamp connector for Cu cables	QCB-NH1, QCS-NH1, LTS-F 250, LTS 400	70-150 mm <sup>2</sup>	1	6.3	9	33163
Clamp connector for Cu cables	QCB-NH2, LTS-F 400, LTS 630	120-240 mm <sup>2</sup>	1	10.6	9	33164
Clamp connector for Cu cables	QCB-NH3, LTS-F 630, LTS 800	150-300 mm <sup>2</sup>	1	12.5	9	33165
Wedge clamp terminal, single, for Cu and Al cables	LTS-F 250, LTS 400	70-150 mm <sup>2</sup>	3	11.6	14	33366
Wedge clamp terminal, single, for Cu and Al cables	LTS-F 400, LTS 630	120-240 mm <sup>2</sup>	3	20	14	33367

Further Information on [www.woehner.com](http://www.woehner.com)



# wöhner

PIB 01-03-2023-EN 40626 000

**Wöhner GmbH & Co. KG**  
Elektrotechnische Systeme  
Mönchrödener Str. 10  
96472 Rödental  
Germany

Phone +49 9563 751-0  
[info@woehner.com](mailto:info@woehner.com)  
[woehner.com](http://woehner.com)

ALLES MIT SPANNUNG