


wöhner

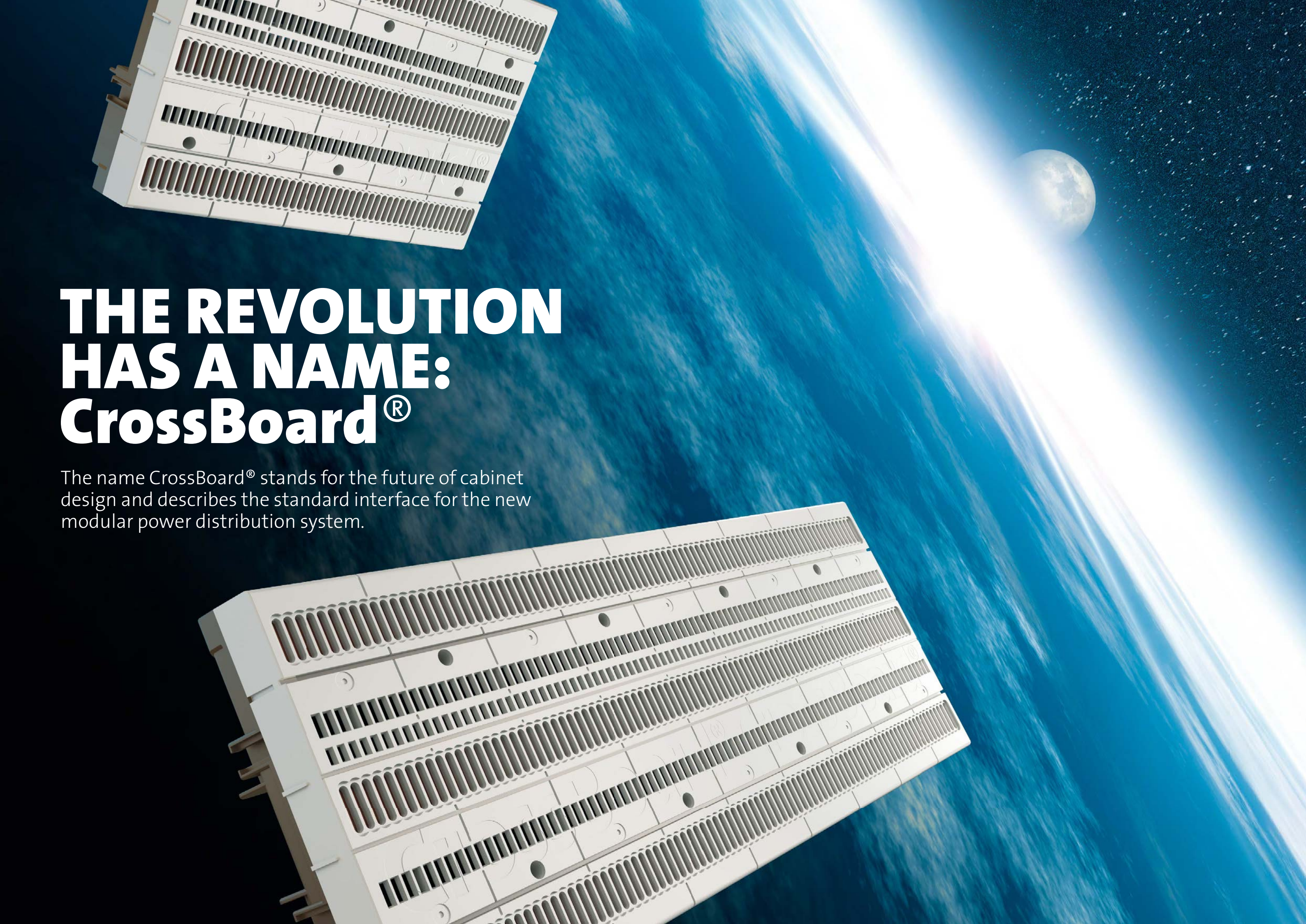


CrossBoard®

The global basic system

EN

ALLES MIT SPANNUNG



THE REVOLUTION HAS A NAME: CrossBoard®

The name CrossBoard® stands for the future of cabinet design and describes the standard interface for the new modular power distribution system.

TWO BOARDS ONE MISSION

The new CrossBoard® is the modular system solution from which safe power distribution up to 125 A can be quickly and easily realised, especially in machine and plant engineering.

The CrossBoard® is available in a width of 225 mm and 405 mm. Both can be combined with each other or with other Wöhner systems, such as the 60Classic or 30Compact busbar systems. The basic system consists of a small or a large CrossBoard®, CRITO® feed modules, four universal EQUES® adapter types for different currents, a MOTUS® hybrid motor starter, a BROOME10 power supply, an OMUS® hybrid switch and a QUADRON® NH fuse-switch disconnecter.



SAFE

The CrossBoard® with its all-round touch-safe protection offers a high degree of safety. This lets you realise power distribution systems in accordance with the IEC 61439 and UL 508 standard, including IP20 touch-safe protection.



FAST

The CrossBoard® is an out-of-the-box system that saves the user a lot of time during mounting. Unpack, snap on to the DIN rail and immediately begin fitting the components.



SIMPLE

The components are simply snapped on to the CrossBoard®, meaning the connection is automatic. The integrated polarity protection prevents errors during mounting.



COMPATIBLE


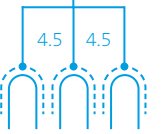
The components can be fitted to the CrossBoard®, but also to conventional busbar systems such as the 60Classic and 30Compact via CrossLink® adapters. As a universal system, CrossBoard® is also compatible with components from other manufacturers.

CrossBoard®405

The larger CrossBoard® version is 405 x 160 mm.

4.5

The CrossBoard® follows a 4.5 mm grid. This means components with a grid of 4.5 mm or 9 mm can be quickly and easily fitted.



QUADRON®
CrossBoard

CRITO®
CrossBoard

BROOME10
CrossBoard®

EQUES®
CrossBoard

MOTUS®
CrossBoard

OMUS®
CrossBoard

EQUES®
CrossBoard

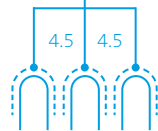
CRITO®
CrossBoard

CrossBoard® 225


The smaller CrossBoard® version is 225 x 160 mm.

4.5

The CrossBoard® follows a 4.5 mm grid. This means components with a grid of 4.5 mm or 9 mm can be quickly and easily fitted.



225



BUSBAR TO GO

The new out-of-the-box system solution

With the CrossBoard®, Wöhner has established an entirely new system that combines the advantages of a high-performance busbar system with traditional wiring on DIN mounting rails. The CrossBoard® is an out-of-the-box system that is supplied as a complete unit. It can be directly assembled and equipped with components after unpacking. This innovative solution saves time and costs. The integrated touch-safe protection allows you to work live in compliance with the applicable regulations and legislation.

CrossLink® TECHNOLOGY

Wöhner fulfils the requirements of power distribution equipment with high availability as well as high system and personal safety with the innovative CrossLink® Technology, which is also used in the CrossBoard®. This lets you realise systems and tailor them to different requirements in the simplest way.


The advantages

- + Optimum touch-safe protection for the busbar system and the components
- + Direct and secure connection of components to the busbar system is always an option
- + Planning advantages through standardised grid system layout



Integrated cover for total touch-safe protection

Integrated busbar



UL 508 LISTED



World-wide acceptance of a proven system. The requirements of UL 508A apply for industrial control cabinets in the US market. To make the acceptance of systems for the USA market easier, the system technology products from Wöhner are certified as "listed devices" by the UL. This not only makes approval easier, but also results in lower costs.

Approval is also possible as a UL Recognized Component, however usage of these requires "CoAs" (Conditions of acceptability) to be listed in the manufacturer's UL file. In contrast to this, UL-listed products can be used without restrictions.

The "listed device" certification guarantees that the products can be used anywhere in the world. Wöhner systems technology stands for diversity, flexibility and especially for safety.

ASSEMBLED AT THE SPEED OF LIGHT

Time is money – this also applies when installing distribution equipment. That's why mounting is very easy with the CrossBoard® and can be completed without the use of tools. This applies to the mounting of the CrossBoard® in the cabinet, as well as to mounting of components on the CrossBoard®.



① Mounting the CrossBoard®

DIN MOUNTING RAIL



The CrossBoard® is supplied as an out-of-the-box system and can be clicked on DIN mounting rails either high (35 × 15 mm) or flat (35 × 7.5 mm).

MOUNTING PLATE



The CrossBoard® can be screwed directly to a mounting plate. Matching holes make mounting easier.

② Mounting the CrossBoard® components



The components can be easily snapped onto the CrossBoard® without the use of tools. This means both the mechanical attachment as well as the electrical connection are accomplished in one operation. The integrated polarity protection prevents errors during mounting.

③ Disassembling the CrossBoard® components



The components can be easily removed and snapped back on to another section of the CrossBoard®. For safety reasons, the inter-locking mechanism must be released with a screwdriver during disassembly. This prevents accidental removal of any components.


POWER DISTRIBUTION SYSTEMS MADE EASY

The CrossBoard® is a connection platform with which structured, modular solutions can be constructed. The CrossBoard® is a flexible solution that allows users to bring structure to their energy distribution system. The combination of several CrossBoard modules or their use with conventional Wöhner busbar systems is also possible.


The use of CrossBoard® system components saves time during mounting and wiring. Compared to power distribution equipment with direct wiring and connection via comb-type busbars, installation is completed significantly faster.

The CrossBoard® can be mounted in the cabinet and then equipped with components or installed as a completed system.

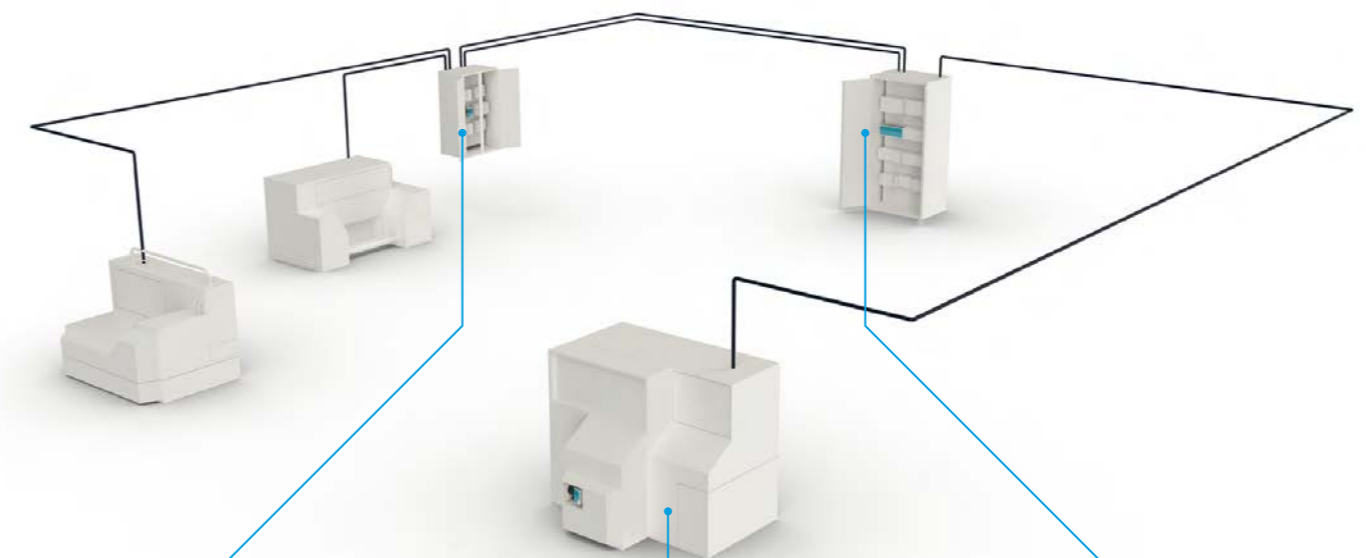
The potential applications for the CrossBoard® are varied: central or localised power distribution equipment, integrated directly in the machine or control panel, or for control and air conditioning technology.




Installation with CrossBoard®



Conventional wiring with increased workload



Decentralised power distribution



Directly integrated into the system



Centralised power distribution

QUICK AND EASY DONE

The basic system consists of the CrossBoard®, the feed modules, a large number of adapters, the NH-fuse-switch disconnecter, the power supply as well as the hybrid motor starters and hybrid switches.

All products on this page feature CrossLink® Technology and are UL-listed.



CrossBoard®225 CrossBoard®405

The CrossBoard® is the connection platform for the components.

- Rated current 125 A
- Equipment width 225 mm, 405 mm
- Height 160 mm
- Short-circuit capacity I_{pk} = 25 kA
- Rated voltage (IEC) 690 V AC/600 V DC
- Rated voltage (UL) 600 V AC/DC
- UL-listed



CRITO®CrossBoard

Power is supplied to the CrossBoard® from a CRITO® connection module.

- Rated current max. 80 A
- Equipment width 22.5 mm
- Connection range 1.5 – 16 mm²
- Snap-Lock technology for tool-free connection of the leads
- Cover included
- UL-listed



MOTUS®CrossBoard

The MOTUS® hybrid motor starter can supply motors up to 4 kW directly from the CrossBoard®. The integrated functions – direct and reversing starter, overload protection and emergency switch-off – lead to a significant reduction in space and wiring requirements.

- 3 design variants: up to 0.6 A, up to 2.4 A and up to 9 A
- Equipment width 22.5 mm
- Hybrid switching technology
- Up to 30 million switching cycles
- UL-listed



OMUS®CrossBoard

The OMUS® hybrid switch was designed for switching resistive loads. Hybrid switching technology minimises power dissipation and achieves a long lifespan.

- Up to 25 A continuous current
- Equipment width 36 mm
- 4 integrated functions: feeding, fuse protection, monitoring and hybrid switching technology
- Switchable in a choice of 3-pole or 1-pole
- Up to 30 million switching cycles
- UL-listed



EQUES®CrossBoard

The EQUES® universal adapter with 22.5 mm equipment width can be used for the adjustment of measurement and monitoring relays. Its housing can accommodate 10 × 38 or Class CC fuses.

- Rated current 16 A
- Equipment width 22.5 mm
- Connection cross-section 2.5 mm²
- Fuse housing for 10 × 38 or Class CC fuses up to max. 16 A
- Fixed mounting rail
- UL-listed



EQUES®CrossBoard

EQUES®CrossBoard basic version for the mounting of motor protection switches.

- Rated current up to 32 A
- Equipment width 45 mm
- Fixed mounting rail
- Connection cables: 2.5 mm², 6 mm²
- UL-listed



EQUES®CrossBoard

The EQUES®CrossBoard is available in a special comfort version for easy mounting of motor starter combinations from various manufacturers.

- Rated current up to 45 A
- Equipment width 45 mm
- Adjustable mounting rail
- Connection cables: 2.5 mm², 4 mm², 6 mm² or 10 mm²
- Accessories for mounting contactors
- UL-listed

NEW ARRIVALS

Expand your CrossBoard® system with a wide range of new products, such as the new larger CRITO® feed module, the QUADRON® NH fuse-switch disconnecter, the slim 1-pole EQUES® adapter and the 24 Vdc BROOME10 power supply.

CRITO®CrossBoard

Power is supplied to the CrossBoard® from the CRITO® connection module. A centre feed via two CrossBoards® is also possible.

- Rated current up to 125 A
- Equipment width 45 mm
- Connection range 6 – 50 mm²
- Box terminal connection technology
- Cover included
- UL-listed



QUADRON®CrossBoard

The NH fuse switch-disconnector size 000, in a width of only 49.5 mm, provides the CrossBoard® with secure protection from the incoming feed through to the outgoing ways.

- Rated current up to 125 A
- NH fuses, size 000
- Equipment width 49.5 mm
- Connection range 6 – 50 mm²
- Box terminal connection technology
- Utilisation category: AC-21B, AC-22B
- Connection at top and bottom is possible



ORDERING DATA

Version	Rated current	Dimensions	Pack size	Weight kg/100 u.	PG	Part No.
CrossBoard®						
CrossBoard® modular power distribution system, with touch-safe protection and CrossLink® Technology						
CrossBoard®225	125 A	225 x 160 mm	1	79.8	06	11225
CrossBoard®405	125 A	405 x 160 mm	1	137.2	06	11405
CRITO®CrossBoard						
Connection module, 3-pole, with cover cap and CrossLink® Technology						
1.5 – 16 mm², with integrated spring terminal	63 A	22.5 x 160 mm	1	21.5	07	01592
6 – 50 mm², with box terminal*	125 A	45 x 160 mm	1	29.0	07	01593
*Delivery from the end of Q2 2018						
QUADRON®CrossBoard						
NH fuse-switch disconnecter, size 000, outlet top/bottom, with CrossLink® Technology						
Box terminal 2.5 – 50 mm²	125 A	49.5 x 164 mm	1	57.5	09	33800
Delivery from mid Q3 2018						
BROOME10®CrossBoard						
Power supply for direct connection, with CrossLink® Technology						
24 Vdc, with push-in terminals	10 A	45 x 160 mm	1	71.8	21	36200
MOTUS®CrossBoard						
Hybrid motor starter, 3-pole, with reverse function and CrossLink® Technology						
Electronic unit 0.075 – 0.6 A direct and reversing starter	0.6 A	22.5 x 160 mm	1	50.9	21	36109
Electronic unit 0.18 – 2.4 A direct and reversing starter	2.4 A	22.5 x 160 mm	1	50.9	21	36110
Electronic unit 1.5 – 9 A direct and reversing starter	9.0 A	22.5 x 160 mm	1	50.9	21	36111
Replacement fuses						
for MOTUS®CrossBoard						
Fuse 16 A for version 0.6 A and 2.4 A			3	2.8	21	31567
Fuse 20 A for version 9 A			3	2.8	21	31568
Fuse 20 A for version 9 A for motors with heavy-duty starting			3	2.8	21	31569
OMUS®CrossBoard						
Hybrid switch, 3 or 1-pole switchable, for resistive loads, with CrossLink® Technology						
Electronic unit, 25 A (IEC)	25 A	36 x 160 mm	1	55.2	21	36154
Electronic unit, 20 A (UL)	20 A	36 x 160 mm	1	55.2	21	36159
Supplied with mains and control plug						
Spare components						
for OMUS®CrossBoard						
Mains plug, 3-pole with spring terminals			1	1.5	21	36916
Mains plug, 3-pole with screw terminals			1	1.4	21	36918
Control plug, 12-pole with spring terminals			1	0.6	21	36917
Replacement fuses						
for OMUS®CrossBoard						
Cyl. fuse link 32 A			10	0.6	17	31189
Cyl. Fuse link 30 A, time delay			10	0.8	17	31252

Version	Rated current	Dimensions	Pack size	Weight kg/100 u.	PG	Part No.
EQUES®CrossBoard						
Adapter, 1-pole, for miniature circuit breaker, with CrossLink® Technology						
1 fixed mounting rail, L1, 2.5 mm² (AWG 14)	16 A	18 x 160 mm	6	8.3	05	32300
1 fixed mounting rail, L2, 2.5 mm² (AWG 14)	16 A	18 x 160 mm	6	8.3	05	32301
1 fixed mounting rail, L3, 2.5 mm² (AWG 14)	16 A	18 x 160 mm	6	8.3	05	32302
1 fixed mounting rail, L1, 10 mm² (AWG 8)	63 A	18 x 160 mm	6	9.0	05	32307
1 fixed mounting rail, L2, 10 mm² (AWG 8)	63 A	18 x 160 mm	6	9.0	05	32308
1 fixed mounting rail, L3, 10 mm² (AWG 8)	63 A	18 x 160 mm	6	9.0	05	32309
Delivery from the end of Q2 2018						
EQUES®CrossBoard						
Adapter, 3-pole with fuse holder 10 x 38 / Class CC, with fixed mounting rail and CrossLink® Technology						
2.5 mm² (AWG 14)	16 A	22.5 x 160 mm	1	12.9	05	36009
EQUES®CrossBoard						
Adapter, 3-pole, basic version, with CrossLink® Technology						
1 fixed mounting rail, with 2.5 mm² (AWG 14) lead	16 A	45 x 160 mm	1	12.4	05	32666
1 fixed mounting rail, with 6 mm² (AWG 10) lead	32 A	45 x 160 mm	1	14.0	05	32682
EQUES®CrossBoard						
Adapter, 3-pole, comfort version, with CrossLink® Technology						
1 adjustable mounting rail, with AWG 14 (2.5 mm²) lead	16 A	45 x 160 mm	1	14.0	05	32668
1 adjustable mounting rail, with AWG 14 (2.5 mm²) 160 mm lead for switching devices with spring terminals	16 A	45 x 160 mm	1	14.2	05	32669
1 adjustable mounting rail, with AWG 12 (4 mm²) lead	25 A	45 x 160 mm	1	14.5	05	32676
1 adjustable mounting rail, with AWG 10 (6 mm²) lead	32 A	45 x 160 mm	1	15.6	05	32684
1 adjustable mounting rail, with AWG 10 (6 mm²) 160 mm lead for switching devices with spring terminals	32 A	45 x 160 mm	1	15.8	05	32686
1 adjustable mounting rail, with AWG 8 (10 mm²) lead	45 A	45 x 160 mm	1	18.0	05	32692
EQUES®CrossBoard						
Component support without electrical connection, with CrossLink® Technology						
1 fixed mounting rail	0 A	18 x 160 mm	6	5.3	05	32311
1 adjustable mounting rail	0 A	45 x 160 mm	1	10.6	05	32665
Delivery from the end of Q2 2018						
Expansion components						
for EQUES®CrossBoard adapter (comfort version)						
Extension module for direct starters		45 x 40 mm	10	2.3	05	32933
Extension set for reversing starters		90 x 40 mm	4	7.3	05	32934
Accessories						
for EQUES®CrossBoard adapter (comfort version)						
Mounting rail 45 mm		45 x 56 mm	10	1.4	05	32947
Positioning piece for Siemens S0 and S00		45 x 65 mm	10	1.7	05	32952
Positioning piece for EATON PKZ		45 x 48 mm	10	1.2	05	32979

All products on this page feature CrossLink® Technology and are UL-listed.



EQUES® CrossBoard

1-pole adapter for mounting miniature circuit breakers from various manufacturers.

- Rated current up to 63 A
- Equipment width 18 mm
- 1-pole version: L1, L2, L3 or empty adapter
- Fixed mounting rail
- Connection cables: 2.5 mm², 10 mm²
- UL-listed



BROOME10® CrossBoard

The power supply, which can be connected directly on the CrossBoard®, supplies the components with 24 Vdc supply voltage.

- Rated output current up to 10 A
- Equipment width 45 mm
- 3-phase input voltage range from AC 380 – 480V
- Efficiency 95%
- Self-protection in the event of a short-circuit with intelligent reset
- No back-up fuse required
- Series and parallel connection to expand the current and voltage range
- UL-listed



Wöhner GmbH & Co. KG
Elektrotechnische Systeme
Mönchrödener Straße 10
96472 Rödental
Germany

Phone +49 9563 751-0
info@woehner.de
www.woehner.com



WWW.WOEHNER.COM/CROSSBOARD