











Back

Type CVG EMC (conduit and cable fitting; metal thread)

Combined conduit and cable fitting, straight, with metal thread.

- insert conduit → screw upper part tight → ready
- Reliable assembly because fitting is supplied pre-assembled. No additional parts required
- Resistant to vibration due to lockable cap nut
- Clamping around entire circumference, ensuring maximum tear-out strength
- High tightness corresponding to IP 68 to 6bar (IP 69K) without additional parts
- Simple check that the conduit is assembled correctly



	RoHS compliant
	-40 – 110 °C transient 140 °C
	V0
	IP 68 to 6 bar (IP 69K)
	Mod. polyamide PA 6 Brass, nickel-plated
	UR authorisation
	CSA authorisation
	DB authorisation
	BS-certification
	SNCF authorisation

Type	Order no.	Colour	Connecting thread	Suited for Murrflex	EH mm	GL mm	LW mm	SW 1 / 2 / 3 mm	Pack qty.
Metric metal thread/EMC version									
CVG M12 EMC	83551050	black	M12x1.5	M12 / P9	39.0	6.5	3.0 – 6.5	20 / 14 / 20	50
CVG M16 EMC	83551052	black	M16x1.5	M16 / P11	45.0	6.0	5.0 – 10.0	25 / 20 / 25	50
CVG M20 EMC	83551056	black	M20x1.5	M20 / P16	55.0	6.0	10.0 – 14.0	33 / 24 / 33	50
CVG M25 EMC	83551058	black	M25x1.5	M25 / P21	57.0	7.0	13.0 – 18.0	40 / 30 / 41	50
CVG M32 EMC	83551060	black	M32x1.5	M32 / P29	69.0	8.0	18.0 – 25.0	50 / 40 / 50	25
CVG M40 EMC **	83551062	black	M40x1.5	M40 / P36	84.0	8.0	22.0 – 32.0	60 / 50 / 60	25
CVG M63 EMC	83551064	black	M63x1.5	M50 / P48	94.0	10.0	37.0 – 44.0	75 / 68 / 75	10
Metric metal thread / EMC version with extended thread									
CVG/L M12 EMC	83551650	black	M12x1.5	M12 / P9	39.0	10.0	3.0 – 6.5	20 / 14 / 20	50
CVG/L M16 EMC	83551652	black	M16x1.5	M16 / P11	45.0	10.0	5.0 – 10.0	25 / 20 / 25	50
CVG/L M20 EMC	83551656	black	M20x1.5	M20 / P16	55.0	10.0	10.0 – 14.0	33 / 24 / 33	50
CVG/L M25 EMC	83551658	black	M25x1.5	M25 / P21	57.0	12.0	13.0 – 18.0	40 / 30 / 41	50

CVG/L M32 EMC	83551660	black	M32x1.5	M32 / P29	69.0	12.0	18.0 – 50 / 40 / 50 25.0	25
CVG/L M40 EMC **	83551662	black	M40x1.5	M40 / P36	84.0	15.0	22.0 – 60 / 50 / 60 32.0	25

** CSA authorisation

Dimensional drawing

