

CTL 600 F/L SMD

CTL A 600 F/L SMD



CTL 900 F/L SMD
CTL A 900 F/L SMD

CTL 1200 F/L SMD
CTL A 1200 F/L SMD

Dispositivi di segnalazione d'emergenza a luce fissa/lampeggiante a LED SMD (CTL 600 - 900 - 1200 F/L SMD) - con suono continuo/intermittente (CTL A 600 - 900 - 1200 F/L SMD).

SMD LED (steady/flashing light) warning and emergency devices (CTL 600 - 900 - 1200 F/L SMD) - with continuous/intermittent sound (CTL A 600 - 900 - 1200 F/L SMD).

V 12/24 - 90/240		
Flash/min. 0-3 x 140±10	IP 54	IP 30 (CTL A)
--- (CTL A)	°C -30 +50	On
1 2 3 4 5 6 PC	autoestinguente self-extinguishing	

CTL 600-900-1200 F/L SMD

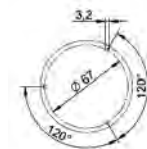
- Possibilità di luce fissa o luce lampeggiante (triplice lampeggio)
Steady or flashing light (triple flash)
- Tensioni disponibili - Voltages:
12/24V ac/dc - 90/240V ac
- IP 54
- Installazione orizzontale o verticale
Horizontal or vertical installation

CTL A 600-900-1200 F/L SMD (ACOUSTIC)

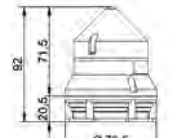
- Possibilità di luce fissa e suono continuo o luce lampeggiante (triplice lampeggio) e suono intermittente
Steady light and continuous sound or flashing light (triple flash) and intermittent sound
- Tensioni disponibili - Voltages:
12/24V ac/dc - 90/240V ac
- IP 30
- Migliore qualità del suono: intensità del suono (74 dB)
Improved sound performance: sound output (74 dB)

V	12/24	90/240	V	12/24	90/240	V	12/24	90/240
mA	170	30	mA	320	75	mA	320	75
CTL 600 F/L SMD			CTL 900 F/L SMD			CTL 1200 F/L SMD		
CTL600FLSMD1224DA1 • 38661			CTL900FLSMD1224DA1 • 38701			CTL1200FLSMD1224DA1 • 38741		
CTL600FLSMD1224DA2 • 38662			CTL900FLSMD1224DA2 • 38702			CTL1200FLSMD1224DA2 • 38742		
CTL600FLSMD1224DA3 • 38663			CTL900FLSMD1224DA3 • 38703			CTL1200FLSMD1224DA3 • 38743		
CTL600FLSMD1224DA4 • 38664			CTL900FLSMD1224DA4 • 38704			CTL1200FLSMD1224DA4 • 38744		
CTL600FLSMD1224DA5 • 38665			CTL900FLSMD1224DA5 • 38705			CTL1200FLSMD1224DA5 • 38745		
CTL600FLSMD1224DA6 • 38666			CTL900FLSMD1224DA6 • 38706			CTL1200FLSMD1224DA6 • 38746		
CTL600FLSMD90240A1 • 38671			CTL900FLSMD90240A1 • 38711			CTL1200FLSMD90240A1 • 38751		
CTL600FLSMD90240A2 • 38672			CTL900FLSMD90240A2 • 38712			CTL1200FLSMD90240A2 • 38752		
CTL600FLSMD90240A3 • 38673			CTL900FLSMD90240A3 • 38713			CTL1200FLSMD90240A3 • 38753		
CTL600FLSMD90240A4 • 38674			CTL900FLSMD90240A4 • 38714			CTL1200FLSMD90240A4 • 38754		
CTL600FLSMD90240A5 • 38675			CTL900FLSMD90240A5 • 38715			CTL1200FLSMD90240A5 • 38755		
CTL600FLSMD90240A6 • 38676			CTL900FLSMD90240A6 • 38716			CTL1200FLSMD90240A6 • 38756		

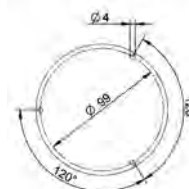
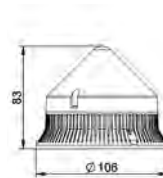
V	12/24	90/240	V	12/24	90/240	V	12/24	90/240
mA	170	30	mA	320	75	mA	320	75
dB(A)1m	68	68	dB(A)1m	72	72	dB(A)1m	74	74
CTL A 600 F/L SMD			CTL A 900 F/L SMD			CTL A 1200 F/L SMD		
CTLA600FLSMD1224DA1 • 38681			CTLA900FLSMD1224DA1 • 38721			CTLA1200FLSMD1224DA1 • 38761		
CTLA600FLSMD1224DA2 • 38682			CTLA900FLSMD1224DA2 • 38722			CTLA1200FLSMD1224DA2 • 38762		
CTLA600FLSMD1224DA3 • 38683			CTLA900FLSMD1224DA3 • 38723			CTLA1200FLSMD1224DA3 • 38763		
CTLA600FLSMD1224DA4 • 38684			CTLA900FLSMD1224DA4 • 38724			CTLA1200FLSMD1224DA4 • 38764		
CTLA600FLSMD1224DA5 • 38685			CTLA900FLSMD1224DA5 • 38725			CTLA1200FLSMD1224DA5 • 38765		
CTLA600FLSMD1224DA6 • 38686			CTLA900FLSMD1224DA6 • 38726			CTLA1200FLSMD1224DA6 • 38766		
CTLA600FLSMD90240A1 • 38691			CTLA900FLSMD90240A1 • 38731			CTLA1200FLSMD90240A1 • 38771		
CTLA600FLSMD90240A2 • 38692			CTLA900FLSMD90240A2 • 38732			CTLA1200FLSMD90240A2 • 38772		
CTLA600FLSMD90240A3 • 38693			CTLA900FLSMD90240A3 • 38733			CTLA1200FLSMD90240A3 • 38773		
CTLA600FLSMD90240A4 • 38694			CTLA900FLSMD90240A4 • 38734			CTLA1200FLSMD90240A4 • 38774		
CTLA600FLSMD90240A5 • 38695			CTLA900FLSMD90240A5 • 38735			CTLA1200FLSMD90240A5 • 38775		
CTLA600FLSMD90240A6 • 38696			CTLA900FLSMD90240A6 • 38736			CTLA1200FLSMD90240A6 • 38776		



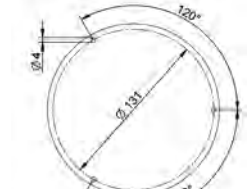
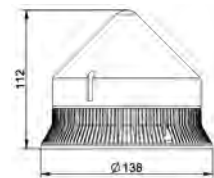
kg 0,08
CTL 600



kg 0,11
CTL A 600



kg 0,16
**CTL 900
CTL A 900**



kg 0,24
**CTL 1200
CTL A 1200**