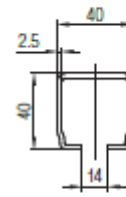
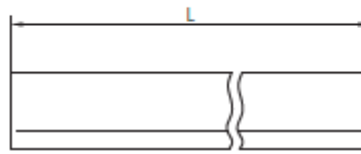


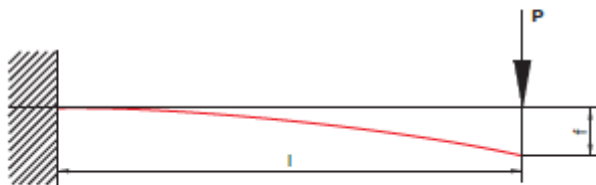
Support Arms 40x40x2.5 - unpunched



Order No.	L [mm]	Material	Weight [kg]
020276-0315	315	sendzimir galvanized steel	0.79
020276-0450	450		1.13
020276-0650*	650		1.63
020276-0950	950		2.38
020276-1150*	1150		2.88
020276-1340	1340		3.35
020276-1520	1520		3.80
020276-1800	1800		4.50
020276-2000	2000		5.00

*Standard range

Permissible Load for Support Arms



Notes

- calculated with $\sigma = 140 \text{ N/mm}^2$ tension
- f = appropriate max. resulting deflection

		l [m]								
		0.25	0.40	0.50	0.65	0.80	1.00	1.25	1.52	2.00
Support Arm 30x32x2	P [kg]	76.0	47.5	38.0	29.0	24.0	19.0	15.0	12.5	9.50
	f [cm]	0.08	0.20	0.32	0.60	0.90	1.40	2.20	3.30	5.70
Support Arm 40x40x2.5	P [kg]	164.5	103.0	82.0	63.0	51.5	41.0	33.0	27.0	20.5
	f [cm]	0.07	0.20	0.30	0.45	0.70	1.10	1.70	2.50	4.30