

**D-SERIES DRI**  
**DRI314024LTD**
**Weidmüller Interface GmbH & Co. KG**

Klingenbergstraße 16

D-32758 Detmold

Germany

Fon: +49 5231 1429-0

Fax: +49 5231 14292083

www.weidmueller.com



Relay from the D-SERIES DRI

- 1 or 2 CO contacts
- Robust industrial plug-in connections
- Optional: latching / spring return operable test button with coloured control voltage identification (AC coil: red / DC coil: blue)
- Optional: Mechanical switch position indication (for version with test button)
- Optional: Bright status LED (AC coil: red / DC coil: green)
- Optional: free-wheeling diode

**General ordering data**

Type	DRI314024LTD
Order No.	<a href="#">7760056315</a>
Version	D-SERIES DRI, Relay, No. of contacts: 1 CO contact with test button AgNi, Rated control voltage: 24 V DC, Continuous current: 10 A, Flat blade connections (4.7 mm x 0.5 mm)
GTIN (EAN)	6944 169740206
Qty.	20 pc(s).

**D-SERIES DRI  
DRI314024LTD**

**Weidmüller Interface GmbH & Co. KG**  
 Klingenbergstraße 16  
 D-32758 Detmold  
 Germany  
 Fon: +49 5231 1429-0  
 Fax: +49 5231 14292083  
 www.weidmueller.com

**Technical data**
**Dimensions and weights**

Width	13 mm	Width (inches)	0.512 inch
Height	31 mm	Height (inches)	1.22 inch
Depth	33.5 mm	Depth (inches)	1.319 inch
Net weight	20.108 g		

**Temperatures**

Humidity	35...85 % rel. humidity, no condensation	Operating temperature	-40 °C...55 °C
Storage temperature	-40 °C...85 °C		

**Input**

Rated control voltage	24 V DC	Rated current DC	21,8 mA
Power rating	530 mW	Pull-in/drop-out voltage, typ.	18 V / 3.6 V DC
Coil resistance	1100 Ω ± 10 %	Status indicator	Green LED
Protective circuit	Free-wheel diode		

**Output**

Rated switching voltage	250 V AC	Max. switching voltage, AC	250 V
Max. switching voltage, DC	250 V	Continuous current	10 A
AC switching capacity (resistive), max.	2500 VA	DC switching capacity (resistive), max.	240 W @ 24 V
Switch-on delay	≤ 15 ms	Switch-off delay	≤ 10 ms
Min. switching power	10 mA @ 12 V, 100 mA @ 5 V	Max. switching frequency at rated load	0.1 Hz

**Contact data**

Contact type	1 CO contact with test button (AgNi)	Mechanical service life	10 x 10 <sup>6</sup> switching cycles
--------------	--------------------------------------	-------------------------	---------------------------------------

**General data**

Test button	yes (lockable)	Mechanical switch position indicator	Yes
-------------	----------------	--------------------------------------	-----

**Insulation coordination**

Rated voltage	300 V	Surge voltage category	III
Pollution severity	2	Insulating material group	IIIa
Protection degree	IP20	Dielectric strength input – output	5 kV <sub>eff</sub> / 1 min
Creepage and clearance distance input – output	≥ 4 mm	Dielectric strength of open contact	1 kV <sub>eff</sub> / 1 min
Impulse withstand voltage	5 kV (1.2/50 μs)		

**Further details of approvals / standards**

Standards	IEC 61810-1, EN 60664-1:2007, EN 61000-6-2:2005, EN 61000-6-4:2007 + A1:2011, UL 508	Certificate No. (cURus)	E312083
-----------	--	-------------------------	---------

**Data sheet**

**D-SERIES DRI  
DRI314024LTD**

**Weidmüller Interface GmbH & Co. KG**  
 Klingenbergstraße 16  
 D-32758 Detmold  
 Germany  
 Fon: +49 5231 1429-0  
 Fax: +49 5231 14292083  
 www.weidmueller.com

**Technical data**

**Connection data**

Wire connection method      Flat blade connections  
 (4.7 mm x 0.5 mm)

**Classifications**

ETIM 5.0	EC001437	ETIM 6.0	EC001437
eClass 6.2	27-37-16-01	eClass 7.1	27-37-16-01
eClass 8.1	27-37-16-01	eClass 9.0	27-37-16-01
eClass 9.1	27-37-16-01		

**Approvals**

Approvals



ROHS      Conform

**Downloads**

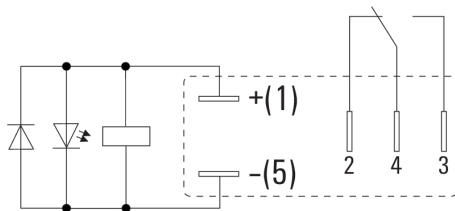
Approval/Certificate/Document of  
 Conformity      [DE\\_PA\\_5600\\_160310\\_002.pdf](#)  
 Engineering Data      [EPLAN\\_WSCAD](#)

**D-SERIES DRI  
DRI314024LTD**

**Weidmüller Interface GmbH & Co. KG**  
 Klingenbergstraße 16  
 D-32758 Detmold  
 Germany  
 Fon: +49 5231 1429-0  
 Fax: +49 5231 14292083  
 www.weidmueller.com

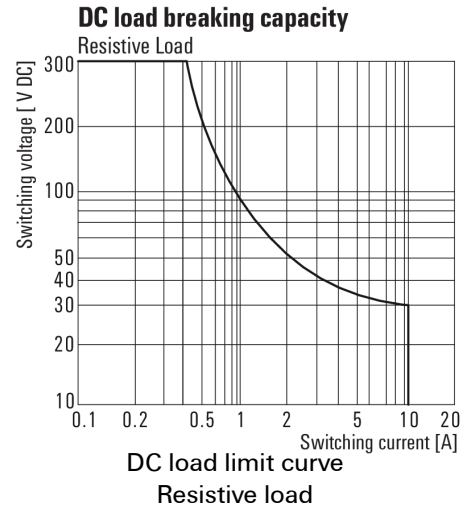
**Drawings**

**Wiring diagram**

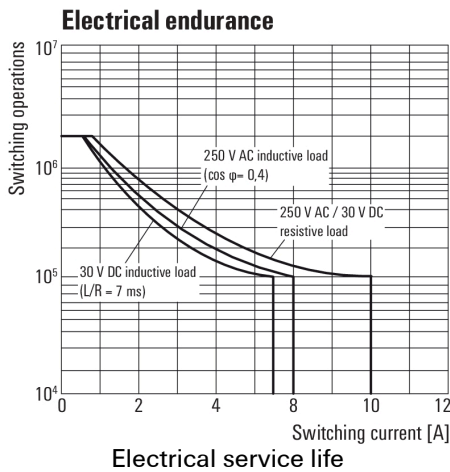


View of Pins from below

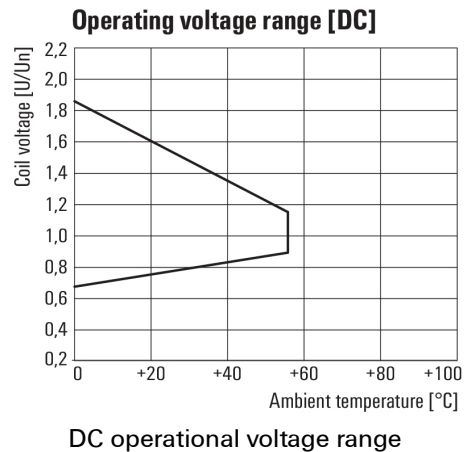
**Graph**



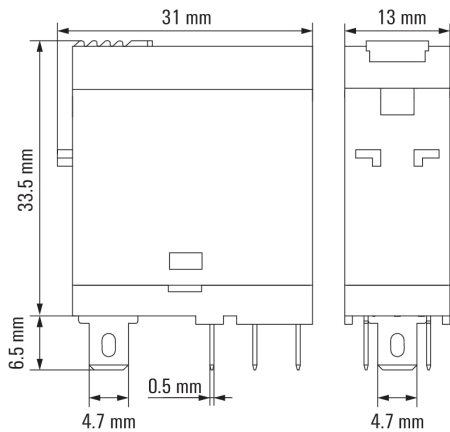
**Graph**



**Graph**



**Dimensional drawing**



**Data sheet**

**D-SERIES DRI  
DRI314024LTD**

**Weidmüller Interface GmbH & Co. KG**  
 Klingenbergstraße 16  
 D-32758 Detmold  
 Germany  
 Fon: +49 5231 1429-0  
 Fax: +49 5231 14292083  
 www.weidmueller.com

**Drawings**

**Miscellaneous**

<b>Type code</b>		<b>DRI</b>					
<b>Type</b>	DRI						
<b>Type of construction</b>	314 1 CO contact 424 2 CO contacts						
<b>Coil voltage</b>	012 12 V DC 024 24 V DC 048 48 V DC 110 110 V DC	524 24 V AC 615 115 V AC 730 230 V AC					
<b>LED</b>	L (Red for AC coil; green for DC coil)						
<b>Test lever including mechanical status indicator</b>	T (Red lever for AC coil; blue lever for DC coil)						
<b>Free wheeling diode</b>	D						

Type codes